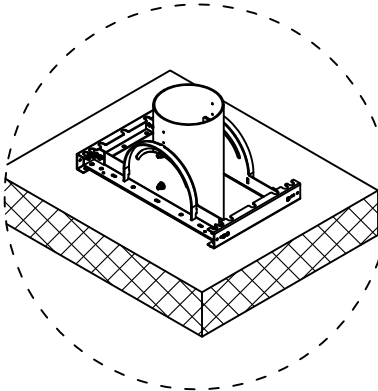


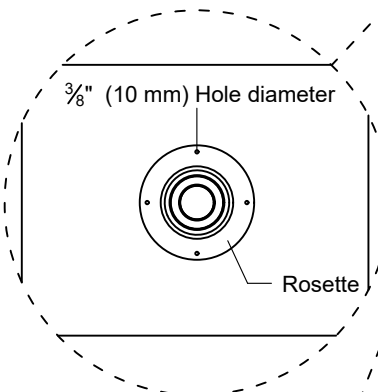
Oval 120 - Wall Mounted

Flat Ceiling

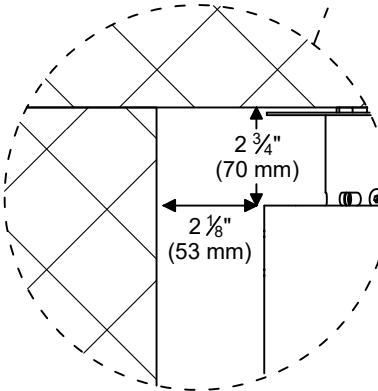
Hanging System



Bottom view



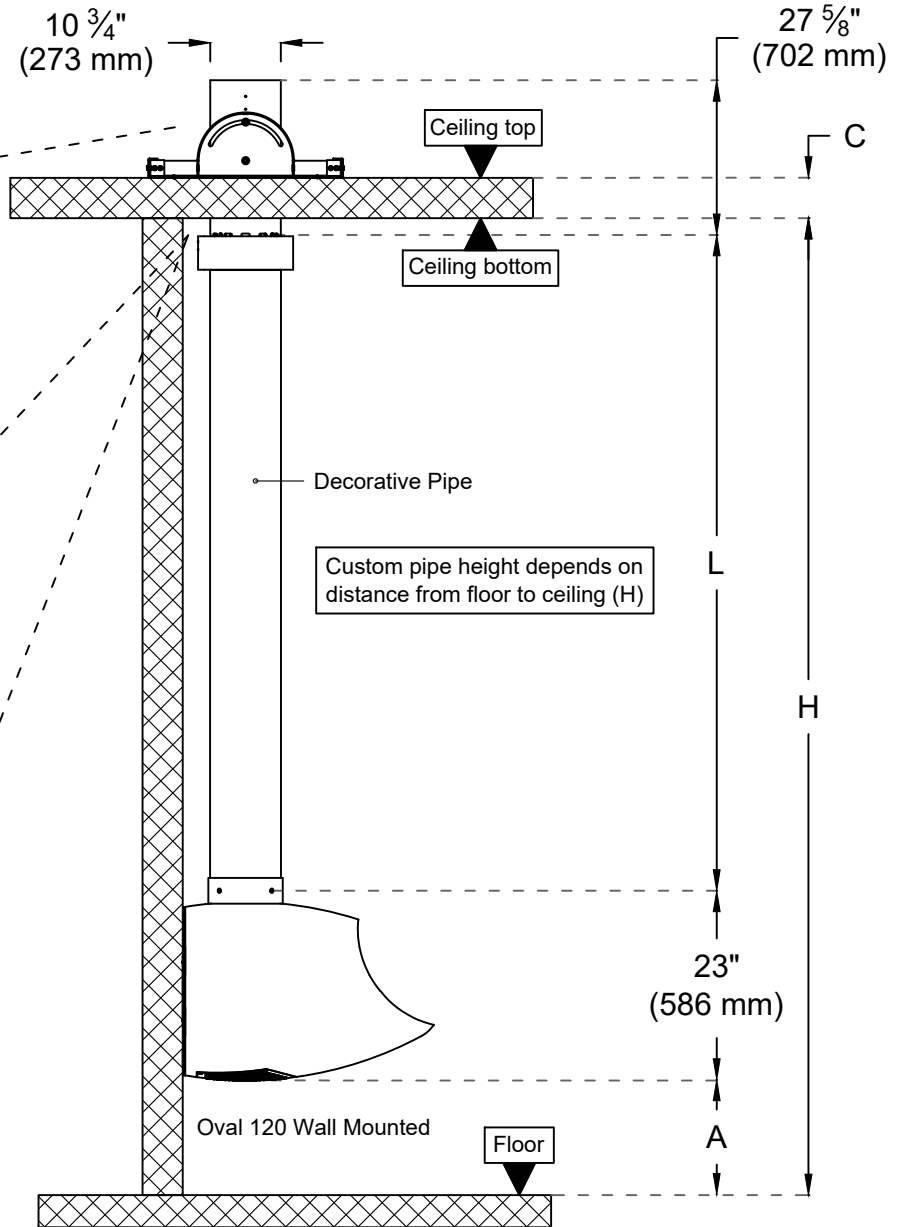
Minimum clearances



Note:

- "A" minimum requirement of 18" (457 mm) for servicing purposes.
- A tolerance of $\frac{3}{4}$ " is acceptable between the specified "A" measurement and the actual "A" measurement taken in the field.

Hanging System



To be filled by client

Distance from ceiling bottom to floor (H) ? _____

Distance between the unit and the floor (A)? _____

Ceiling thickness (C)? _____

Customer name: _____ Customer signature: _____

To be filled by Ortal

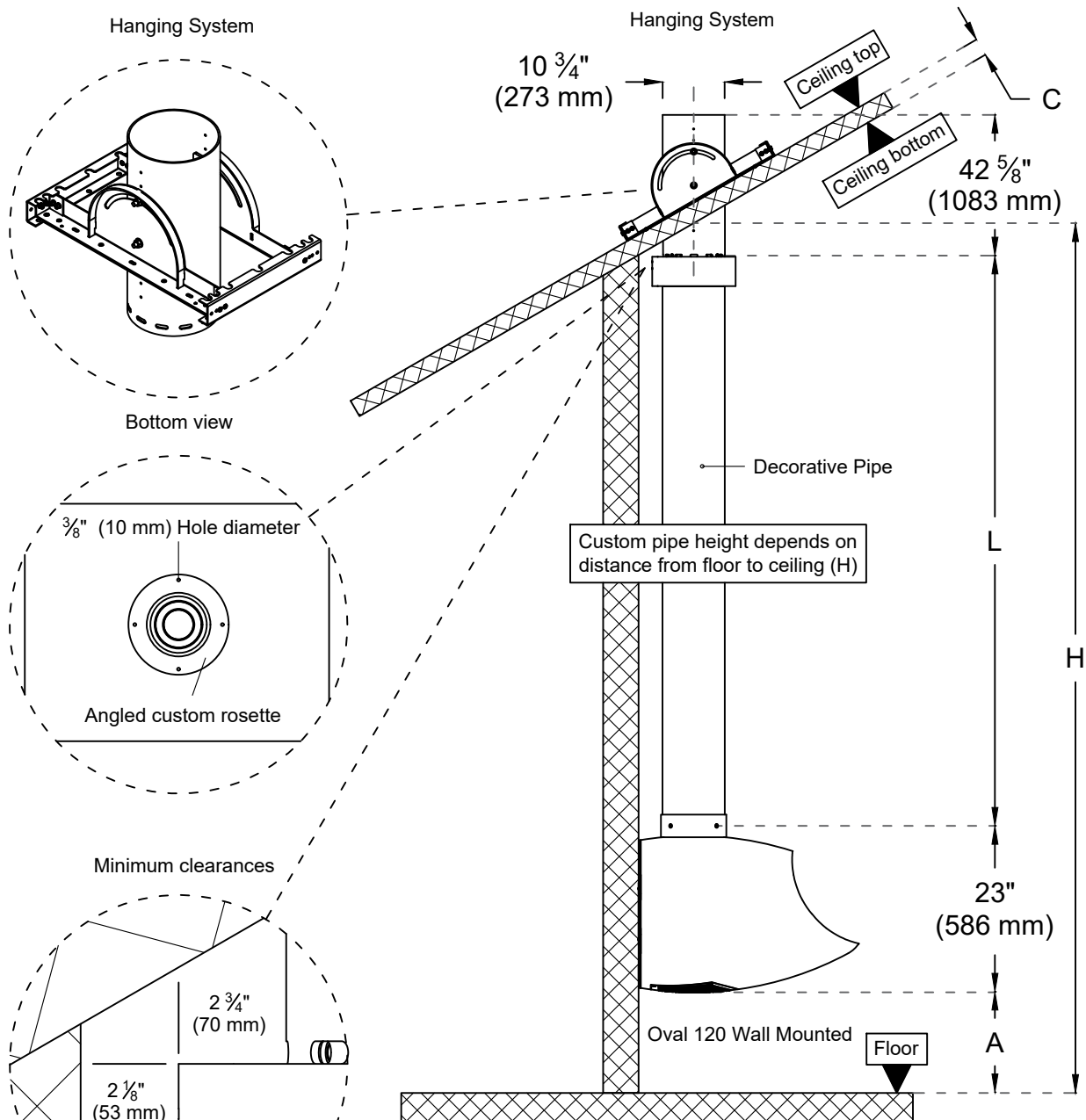
Decorative pipe length (L)? _____

Hole numbers: _____ , _____

Hanging pipe type: _____

Oval 120 - Wall Mounted

Angled Ceiling



Note:

- "A" minimum requirement of 18" (457 mm) for servicing purposes.
- A tolerance of $\frac{3}{4}$ " is acceptable between the specified "A" measurement and the actual "A" measurement taken in the field.

To be filled by client

Distance from ceiling bottom to floor (H) ? _____

Distance between the unit and the floor (A)? _____

Ceiling thickness(C)? _____

Angle of the ceiling (α)? _____

Customer name: _____ Customer signature: _____

To be filled by Ortal

Decorative pipe length (L)? _____

Hole numbers: _____ , _____

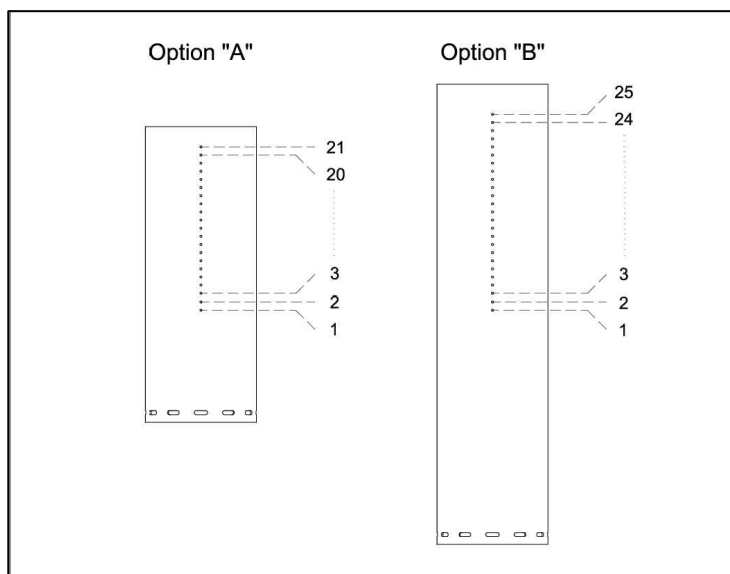
Hanging pipe type: _____

Oval 120 - Wall Mounted

Hanging pipe details

Positioning holes and adjustments

- Ortal supplies the hanging system pipe with 3/16" pre-drilled holes.



- If the hole numbers received by Ortal are (14, 20), drill the holes shown in the example accordingly.

Example for hole drilling position

